



MERCHISTON

Academic Results 2017-18

A Message from the Headmaster...



As a School, it is our goal to add value to each and every boy, and I am delighted that, in almost all cases, the boys surpassed their own personal targets. Through the hard work of the pupils and the dedicated guidance of the academic and pastoral teams, we have secured some excellent outcomes at GCSE, A Level, Higher and Advanced Higher. The reformed A Levels and GCSEs continued to emphasise increased stretch and challenge; and I am pleased that Merchiston has, once again, delivered excellence in this new context, going way beyond the national average across the board.

At Merchiston, we are in the fortunate position of being able to offer to our Sixth Form two types of globally-recognised, 'gold standard' qualifications: English A Levels and Scottish Highers. Whilst we are, and remain, principally an A Level School, our bespoke curriculum affords us the opportunity to capitalise on the English and Scottish systems by offering uniquely tailored combinations of qualifications, with outstanding outcomes for our pupils across the board.

At A Level, a formidable 50% of grades are at A* or A, this is clear testament to the confidence with which Merchiston staff and boys have engaged with this new 'gold standard' at a time of ongoing anxiety within school assessment. This was accompanied by a fabulous set of SQA results, not least the superb achievement of 'straight As' across all of our presentations at Advanced Higher.

In terms of UCAS points, our bespoke approach to Upper Sixth qualifications leads to excellent outcomes; for example, in 2018, the average Merchiston Upper Sixth pupil's UCAS points tally was 141 (as a guide, AAA at A Level is 144 points, and AAB is 136 points).

At GCSE, reformed subjects are now marked on a numeric 1-9 scale, where a 7 equates to an A, an 8 to an A* and, going some way beyond the old A*, a 9 is reserved only for the most exceptional of candidates. Almost half of the papers which our pupils sat this year were marked against these new demanding criteria. Of these, 81% received a grade equivalent to an A or higher, with a full 32% achieving the very exclusive 9 – an achievement matched by only 3.6% of boys nationwide. These outstanding performances also sit in the context of a fantastic broader whole school pass rate (A-C and equivalent) of 98% and 92% in the reformed and unreformed GCSEs respectively; an outstanding 96% overall.

As well as developing the academic aspirations of each boy, I also think it is really important that we continue to develop the values of friendship and fun. Let us not forget that here at Merchiston we make friends for life, we support one another, and we grow together. Moreover, with regard to the second value of fun, I encourage the boys to enjoy themselves while they are here. We have much more fun when we do things well and to the best of our ability. I believe that with the right mindset and effort, each boy can achieve their goals both academically and outside the classroom.

Please do not hesitate to contact me if you would like to visit Merchiston and spend time with us, and see first-hand how we enable each individual to thrive in a caring community which identifies and nurtures their talents.

Warmest regards

Jonathan Anderson
Headmaster

"We are very fortunate at Merchiston to be able to provide genuine and intensive personalised academic support for each of our pupils, and this underlies our formidable record of academic success as a School. We have real confidence in this pupil-centred approach, and believe it to be sector-leading. The key to Merchiston's approach is co-teachability. In a range of subjects, our programmes are designed to branch at the end of Lower Sixth, and boys can choose to continue along our enhanced Higher or A Level routes. As such, an increasing number of our students are recognising this as an interesting alternative route to their optimal post-school pathways and very many universities (including members of the Russell Group) make offers to such pupils every year."

Stephen Campbell, Deputy Head Academic

Celebrating Merchiston's Impressive Academic Results

- Scotland's leading A Level School
- 3 As at A Level is 144 UCAS points. Merchiston's average is 141 points.
- 69% of successful applicants in 2018 went to UK Russell Group Universities, Bath, St Andrews and leading international institutions.
- 100% pass rate at A Level
- 10 pupils achieved a clean sweep of A*/A grades at A Level
- 62% achieved at least one A* or A grade at A Level
- 16 pupils achieved a clean sweep of A*/A grades at GCSE
- 54% A*/A pass rate at GCSE
- 62% 9/8 pass rate at GCSE



"We are enormously proud of our son and all that he has achieved – and been given the chance to achieve – whilst at Merchiston. His time here has been the making of him and we feel he could not have been better prepared for the next stage of his journey." Current Parent

GCSE Results (Grades A* - G)

Subject	No. of Candidates	A* (%)	A (%)	B (%)	C (%)	D (%)	E (%)	F/G (%)	Pass Rate A* - C (%)
Biology	48	12 25%	12 25%	16 33%	5 10%	0 0%	2 4%	1 2%	94%
Chemistry	55	10 18%	18 33%	15 27%	7 13%	2 4%	2 4%	1 2%	91%
Chinese	9	6 67%	3 33%	0 0%	0 0%	0 0%	0 0%	0 0%	100%
Design and Technology	15	0 0%	6 40%	7 47%	2 13%	0 0%	0 0%	0 0%	100%
Electronics	6	0 0%	1 17%	4 67%	1 17%	0 0%	0 0%	0 0%	100%
EAL	2	0 0%	0 0%	1 50%	0 0%	0 0%	1 50%	0 0%	50%
Geography	36	9 25%	14 39%	11 31%	1 3%	1 3%	0 0%	0 0%	97%
History	35	7 20%	13 37%	12 34%	2 6%	0 0%	0 0%	1 3%	97%
ICT	7	1 14%	0 0%	3 43%	2 29%	0 0%	1 14%	0 0%	86%
Physics	39	13 33%	10 26%	6 15%	8 21%	2 5%	0 0%	0 0%	95%
Russian	3	3 100%	0 0%	0 0%	0 0%	0 0%	0 0%	0 0%	100%
Science (Double)	21	4 9%	6 13%	6 31%	2 4%	0 0%	0 0%	3 7%	86%

Total Papers Taken	276	%
A* Grades	65	24%
B Grades	81	29%
C Grades	30	11%
D Grades	5	2%
E Grades	6	2%
F/G/U Grades	6	2%

A* + A Grades	148	54%
A* + A + B Grades	229	83%
Pass Rate (A* - C)	259	94%

GCSE	2011	2012	2013	2014	2015	2016	2017	2018
Pass (A* - C)	98%	97%	95%	96%	98%	97%	94%	94%
A* Grades	28%	38%	30%	22%	37%	29%	36%	24%
A Grades	31%	27%	31%	35%	33%	30%	25%	30%
A*, A + B Grades	89%	90%	86%	83%	89%	86%	82%	83%

SQA National 5 Results

Subject	Pupils	A	B	C	D	A - C %
French	11	6	3	1	1	91%
German	4	2	0	2	0	100%
Spanish	19	14	4	0	1	95%

GCSE Results (Grades 9 - 1)

Subject	No. of Candidates	9 (%)	8 (%)	7 (%)	6 (%)	5 (%)	4 (%)	3/2/1 (%)	Pass Rate 9 - 4 (%)
Art and Design	11	0 0%	0 0%	5 45%	5 45%	1 9%	0 0%	0 0%	100%
Computer Science	7	0 0%	5 71%	2 29%	0 0%	0 0%	0 0%	0 0%	100%
English Language	63	30 48%	20 32%	13 21%	0 0%	0 0%	0 0%	0 0%	100%
English Literature	53	22 42%	20 38%	5 9%	5 9%	1 2%	0 0%	0 0%	100%
French	7	6 86%	1 14%	0 0%	0 0%	0 0%	0 0%	0 0%	100%
German	4	3 75%	1 25%	0 0%	0 0%	0 0%	0 0%	0 0%	100%
Latin	4	0 0%	2 50%	0 0%	2 50%	0 0%	0 0%	0 0%	100%
Mathematics	65	10 15%	11 17%	15 23%	16 25%	7 11%	3 5%	3 5%	95%
Physical Education	16	3 19%	6 38%	4 25%	0 0%	1 6%	2 13%	0 0%	100%
Spanish	9	3 33%	5 56%	1 11%	0 0%	0 0%	0 0%	0 0%	100%

Total Papers Taken	239	%
Grade 9	77	32%
Grade 8	71	30%
Grade 7	45	19%
Grade 6	28	12%
Grade 5	10	4%
Grade 4	5	2%
Grade 3	3	1%
Grades 2/1	0	0%

Grade 9	32%
Grades 9/8	62%
Grades 9/8/7	81%
Grade - 4 (Pass Rate)	99%

GCSE Combined Results[†]

Pass	97%
Grades 9/8 or A*	41%
Grades 7 or A	25%
Grades 9/8/7 or A*/A	66%

[†]9-1 and A*-G Grades

Academic Successes in External Competitions



The following is a small taster of numerous achievements gained in external school competitions.

Biology

Biology Olympiad (A Level):	Fraser G Ben H (LVI, but usually take in UVI)	Silver Commended
Biology Challenge (Shell):	Thomas D Neil M Freddie D Lachlan L Ben A John B Adam B	Silver Silver Bronze Bronze Highly Commended Highly Commended Commended

Chemistry

The following Chemistry successes were in challenging national competitions. The Gold and Silver awards are particularly strong achievements:

In the UVI RSC Olympiad:	One Gold (Craig L) Two Silver (Rory M, Edward W) One Bronze (Fraser G)
In the LVI Cambridge Chemistry Challenge (C3L6):	Two Silver (Stuart S and Kaixin Z) Eight Copper (Jamie D, Florian H, Ben H, Matthew H, Doheon K, James R, Rory T, Gordon W)

Mathematics

- Senior Mathematics Challenge: eight Gold, 11 Silver, 14 Bronze, two British Mathematics Olympiad qualifiers, six European Kangaroo qualifiers.
- Intermediate Mathematics Challenge: 11 Gold, six Silver, 12 Bronze, two Intermediate Mathematics Olympiad qualifications, eight qualifications for the European Kangaroo.
- Junior Mathematics Challenge: eight Gold, 10 Silver, eight Bronze, three Junior Kangaroo qualifiers.
- As in the three previous years, we participated in the UKMT Senior Team and Junior Team Mathematics Challenges. The Senior Team came second in the Regional Final and was thus invited to the National Final, which took place in London.
- The II Form Cecil Stagg team made it through to Round Two, the semi-final, of the National Young Mathematicians' Award. This was largely down to their team work which the organisers felt was the best on the day. They decided to work as a full team which meant that each member fully understood the problem and used the strengths of each member of the team.

Scottish Higher Results

These results are for the small number of our boys who study Scottish Highers.

Higher Results - UVI Form

Subject	No. of Candidates	A (%)	B (%)	C (%)	D (%)	No Award (%)	Pass Rate A - C (%)
Biology	9	5 56%	2 22%	1 11%	1 11%	0 0%	89%
Chemistry	7	3 43%	3 43%	1 14%	0 0%	0 0%	100%
Economics	6	2 33%	3 50%	1 17%	0 0%	0 0%	100%
French	1	1 100%	0 0%	0 0%	0 0%	0 0%	100%
German	2	2 100%	0 0%	0 0%	0 0%	0 0%	100%
Mathematics	7	4 57%	2 29%	1 14%	0 0%	0 0%	100%
Physical Education	4	3 75%	1 25%	0 0%	0 0%	0 0%	100%
Physics	3	0 0%	0 0%	2 67%	0 0%	1 33%	67%

Higher Results - LVI Form

Subject	No. of Candidates	A (%)	B (%)	C (%)	D (%)	No Award (%)	Pass Rate A - C (%)
Cantonese	1	1 100%	0 0%	0 0%	0 0%	0 0%	100%
French	6	6 100%	0 0%	0 0%	0 0%	0 0%	100%
German	1	1 100%	0 0%	0 0%	0 0%	0 0%	100%
Mandarin	13	13 100%	0 0%	0 0%	0 0%	0 0%	100%
Spanish	3	3 100%	0 0%	0 0%	0 0%	0 0%	100%

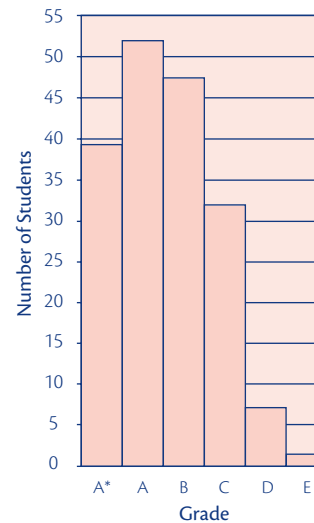
“We place significant trust in Merchiston when recommending it as an outstanding senior school option for boys. Former pupils who go on to Merchiston never fail to impress when they return to visit, either as senior school pupils or beyond school leaver age. Merchiston succeeds in stimulating, challenging and inspiring boys to achieve their potential and readies them for an ever changing and increasingly complex world.” Liam Harvey, Headmaster, St. Mary’s Melrose

A Level Results



62% achieved at least one A*/A grade

	No. Sitting	%	% A - B	% Pass
2007	68		79	100
2008	59		82	100
2009	74		80	100
		A* - A	A* - B	Pass
2010	64	58	80	100
2011	80	63	84	100
2012	77	56	82	100
2013	82	51	81	100
2014	77	54	81	100
2015	82	40	77	100
2016	68	42	77	99
2017	79	47	74	89
2018	63	50	77	100
Running Av	73	51	80	99



*"I would say how delighted I am with what Merchiston has done for my son over his five years there. His academic results – A*A*A – were beyond his (and my) expectations and he now goes off to Glasgow to study Politics as a well-rounded young man. Your School will always have the strongest of recommendations from me." Former Parent*

"...these brainboxes snagged one of Scotland's highest percentages of A-B grades at A Level." Tatler School Guide 2018*

A Level Results

Subject	No. of Candidates	A* (%)	A (%)	B (%)	C (%)	D (%)	E (%)	Fail (%)	Pass Rate A - E (%)
Art and Design	3	0 0%	1 33%	1 33%	1 33%	0 0%	0 0%	0 0%	3 100%
Biology	4	0 0%	1 25%	2 50%	1 25%	0 0%	0 0%	0 0%	4 100%
Chemistry	14	1 7%	6 43%	2 14%	5 36%	0 0%	0 0%	0 0%	14 100%
Chinese	12	11 92%	1 8%	0 0%	0 0%	0 0%	0 0%	0 0%	12 100%
Classical Civilization	8	0 0%	1 13%	5 63%	2 25%	0 0%	0 0%	0 0%	8 100%
Computer Science	2	0 0%	0 0%	0 0%	2 100%	0 0%	0 0%	0 0%	2 100%
Design and Technology	4	0 0%	1 25%	3 75%	0 0%	0 0%	0 0%	0 0%	4 100%
Economics	15	1 7%	4 27%	8 53%	2 13%	0 0%	0 0%	0 0%	15 100%
Electronics	1	1 100%	0 0%	0 0%	0 0%	0 0%	0 0%	0 0%	1 100%
English Literature	14	2 14%	4 29%	4 29%	3 21%	0 0%	1 7%	0 0%	14 100%
Further Mathematics	7	4 57%	2 29%	1 14%	0 0%	0 0%	0 0%	0 0%	7 100%
Geography	13	0 0%	1 8%	3 23%	8 62%	1 8%	0 0%	0 0%	13 100%
German	1	0 0%	1 100%	0 0%	0 0%	0 0%	0 0%	0 0%	1 100%
Government and Politics	9	1 11%	4 44%	2 22%	1 11%	1 11%	0 0%	0 0%	9 100%
History	14	2 14%	5 236%	5 36%	0 0%	2 14%	0 0%	0 0%	14 100%
Mathematics	29	9 31%	12 41%	6 21%	2 7%	0 0%	0 0%	0 0%	29 100%
Music	3	3 100%	0 0%	0 0%	0 0%	0 0%	0 0%	0 0%	3 100%
Physical Education	4	0 0%	0 0%	1 25%	1 25%	2 50%	0 0%	0 0%	4 100%
Physics	14	1 7%	6 43%	2 14%	4 29%	1 7%	0 0%	0 0%	14 100%
Russian	3	2 67%	1 33%	0 0%	0 0%	0 0%	0 0%	0 0%	3 100%
Spanish	3	0 0%	1 33%	2 67%	0 0%	0 0%	0 0%	0 0%	3 100%

A Level Results

Total Papers Taken	177	
A* Grades	38	21%
A Grades	52	29%
B Grades	47	27%
C Grades	32	18%
D Grades	7	4%
E Grades	1	1%
U Grades	0	0%
Total Passed	177	100%

A* Grades	21%
A Grades	29%
A* and A Grades	50%
A*, A, B Grades	77%
Overall Pass Rate	100%

Including Advanced Higher - A* at A Level is equivalent to an A grade at Advanced Higher in the UCAS points tariff.

A Levels	2007	2008	2009	2010	2011	2012	2013	2014	2015	2016	2017	2018
Pass (A*-E)	100%	100%	100%	100%	100%	100%	100%	100%	100%	99%	100%	100%
A* Grades				21%	24%	21%	19%	18%	12%	12%	19%	21%
A Grades	47%	44%	49%	36%	39%	35%	33%	36%	28%	31%	28%	29%
A* and A Grades				57%	63%	56%	51%	54%	40%	43%	47%	50%
A*, A and B Grades	79%	82%	80%	81%	84%	81%	81%	81%	76%	77%	75%	77%
A*-C Grades	93%	95%	94%	95%	95%	96%	94%	96%	92%	94%	89%	95%

The A* grade was introduced for the examination series June 2010, therefore the statistics in the A*, A and B Grades in the years 2007-2009 reflect the percentages for A and B Grades only.

“Teachers in the Maths Department are not only flawless in teaching, but also good at being mentors! You all stunned me, as I had not come across any teacher like you in Hong Kong.” Former Pupil

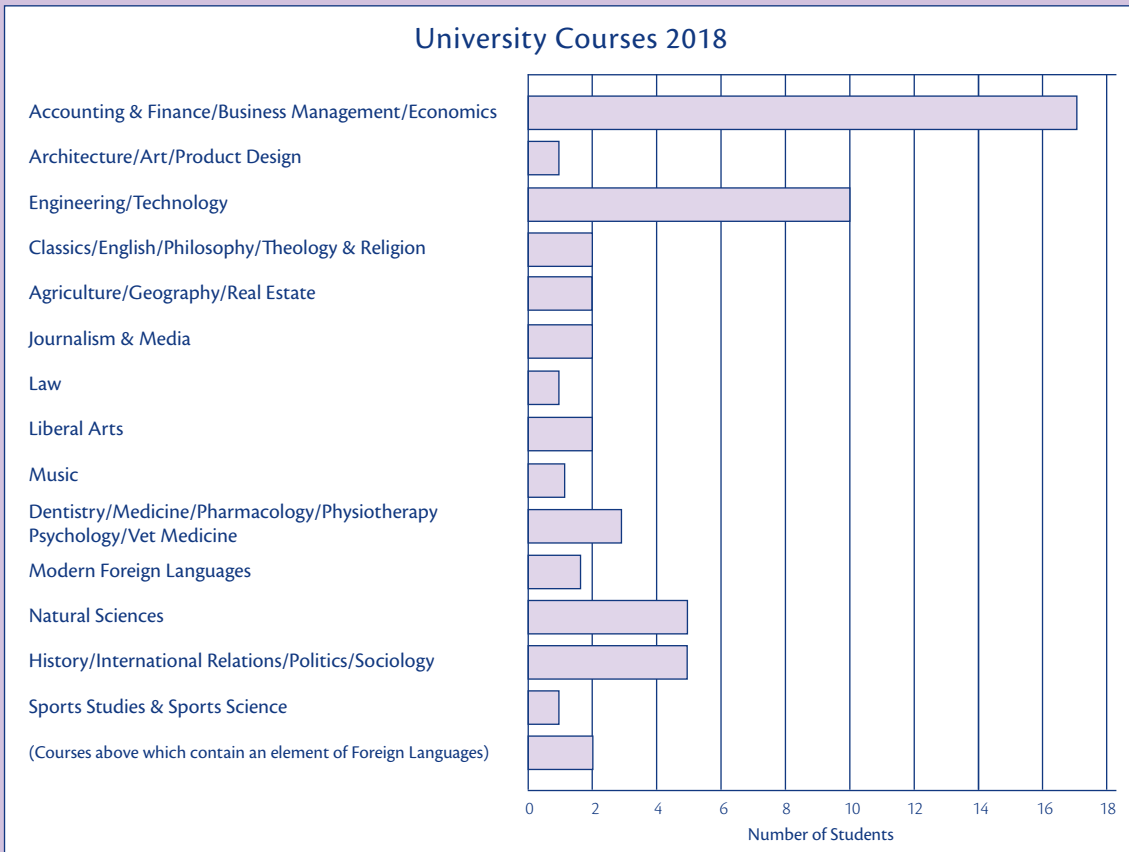
“I’ve been impressed with the way that Merchiston has maintained its all-boys status and an environment where boys can be both nurtured and challenged. You’ve shown yourselves capable of getting the best of a wide range of abilities and have developed some fine young men.” Rob Taylor, Headmaster, Cargilfield

Moving On



85% of pupils gained entry to their first choice university

Many of this year's leavers will be taking up places at top UK universities – the destinations are shown on the following pages. Some of these pupils will be taking time away from their academic studies to experience living and working overseas as part of their gap year. Their careers at Merchiston prepare them well as they embark on their future study; we equip them not just with the results they require to follow their chosen path, but also with essential 'life skills'.



University Destinations



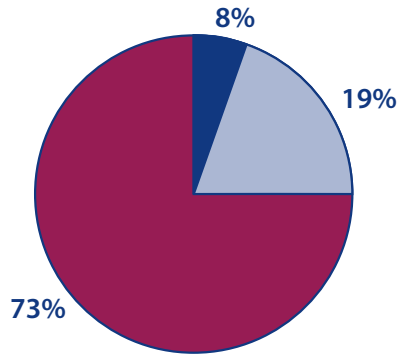
Pupil Destinations

Scotland Total going to university in Scotland 11 (19%)			
Russell Group & St Andrews Universities	No of Pupils	Universities	No of Pupils
University of Edinburgh	1	University of Aberdeen	1
University of Glasgow	1	University of Dundee	1
University of St Andrews	1	Robert Gordon University	1
		University of Strathclyde	1
		Heriot-Watt University	3
		SRUC Scotland's Rural College	1

England and Wales Total going to university in England 43 (73%)			
Russell Group & Bath Universities	No of Pupils	Universities	No of Pupils
University of Bath	3	University of Chester	1
University of Bristol	1	University of East Anglia	1
Cardiff University	1	University of Essex	1
Durham University	3	Lancaster University	1
University of Exeter	2	Leeds Beckett University	1
Imperial College London	3	Loughborough University	2
University of Leeds	1	Oxford Brookes University	1
University of Manchester	6	University of South Wales	1
Newcastle University	3	University of London	1
University College London	1		
University of Oxford	2		
University of Sheffield	2		
University of Warwick	1		
University of York	4		

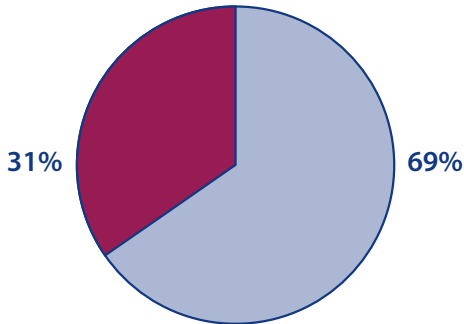
Other	No of Pupils
Universities in America (including Ivy League, eg Cornell)	5
Number of pupils gaining places at Oxford and Cambridge	2
Percentage of successful applicants going to UK Russell Group Universities, Bath, St Andrews & leading international institutions	69%
Number of university applications submitted	59
Number of pupils gaining their first choice university	50
Percentage going to first choice university	85%
Number of pupils gaining their second choice university	6
Percentage going to second choice university	10%
Number of pupils entering clearing and gaining a place	3
Percentage going to first or second choice university	95%

Pupil Destinations



- Scotland
- England and Wales
- Europe and America

Number of university applications submitted	59
Percentage of pupils gaining entry to their first choice university	85%
Percentage of pupils gaining entry to their second choice university	10%




- Russell Group Universities, Bath, St Andrews and leading international institutions
- Other universities

Russell Group Universities, Bath & St Andrews	
Durham University	University of Oxford
Imperial College London	University of Sheffield
University of Edinburgh	University of St Andrews
University of Exeter	University of Warwick
University of Glasgow	University of York
University of Leeds	

“A balanced curriculum, excellent pastoral care and a high A Level pass rate make Merchiston one of the UK’s leading independent schools.” www.ukboardingschools.com

Recent Leavers with Places at Selected Universities



2018 Hamish L, History and Politics – Pembroke College, Oxford
Rory M, Biomedical Engineering – New College, Oxford

Gregor G, Economics and Politics – University of Glasgow
Fraser G, Chemistry – University of St Andrews
Callum H, Economics – University of Bath
Edward W, Physics – University of Bath
Peter B, Modern Languages – Durham University
Craig L, Materials Science and Engineering – Imperial College London
Kai Y, Psychology – University College London
Arman P, Engineering Business Management – University of Warwick
Andrew C, Philosophy, Politics and Economics – University of York

2017 Cameron B, Mathematics and Statistics – Jesus College, Oxford
Ryan D, PPE (Philosophy, Politics and Economics) – St Anne's College, Oxford
William H, History – Merton College, Oxford

Andrew J, English – Pembroke College, Cambridge

Alasdair B, Medicine – University of Edinburgh
Jamie H, Mathematics – University of Edinburgh
Ryan L, Psychology – University of Edinburgh
Joshua Z, Mathematics – University of Edinburgh
Joseph G, Scottish History – University of Edinburgh
Kaleb M, Politics – University of Glasgow
Alasdair N, Physics – University of St Andrews

Dave H, Aeronautical Engineering – Imperial College London
Angus P, Mathematics – Imperial College London
Tyler A, Computer Science – University College London
Mark F, Chemistry with Management Studies – University College London
Colm M, Electrical and Electronic Engineering – University College London
Denis B, Engineering – University of Warwick
Oliver K, Philosophy, Politics and Economics – University of Warwick

A Boarding and Day School for Boys aged 7-18.

Merchiston Castle School, Colinton Road, Edinburgh, EH13 0PU, Scotland

Tel: +44 (0)131 312 2200 Web: www.merchiston.co.uk Email: admissions@merchiston.co.uk



Recognised by the Inland Revenue as a Charity: number SC016580